

**SARGENT®**

**ASSA ABLOY**

---

# 10 Line

---

## Cylindrical Lever Locks



## Table of Contents

### 10 Line Cylindrical Lever Locks

Windstorm Certifications .....	3	Latches.....	10
Features & Benefits.....	4	Cylinders .....	11
Lever & Rose Designs.....	5	Mechanical & Cylinder Options .....	12-13
Functions .....	6-7	How to Order, Packaging, Finishes.....	14
Electromechanical Functions & Accessories .....	8	Architectural Specifications .....	15
Strikes and Miscellaneous Parts.....	9		

### Specifications

For Doors	1-3/4" (44mm) thick door adjusts to 2" (51mm) standard 1-3/8" (35mm) thick door, 1- Option for Adapter plates
Backsets	2-3/4" (70mm) backset w/ 1-1/8" front (standard) 2-3/8" (60mm) backset w/ 1" wide front (specify 20-) 3-3/4" (95mm) backset w/ 1-1/8" front (specify 23-) 5" (127mm) backset w/ 1-1/8" Front (specify 25-)
Cylindrical Housing	Steel, zinc dichromate finish
Front	Wrought brass, bronze and stainless steel 2-1/4" (57mm) x 1-1/8" (29mm) Fixed Bevel 2-1/4" (57mm) x 1" (25mm) (included with 20-)
Strike	Wrought brass, bronze and stainless steel 800 curved lip strike — standard 808 curved lip ANSI strike (28- option) Wrought box strike available (WBS- option)
Hand	All 10 Line Locks are non-handed except for the G & Y Levers
Roses	Heavy wrought brass and bronze
Latch	Stainless steel 1/2" (13mm) throw Brass 3/4" (19mm) throw for pairs of doors (41- option)
Cylinder	Brass, 6 pin, LA keyway standard
Keys	Two, nickel silver
Masterkeying	Can be master keyed or grand master keyed Construction key systems available
Finishes	03, 04, 09, 10, 10B, 10BE, 10BL, 14, 15, 20D, 26, 26D
Options	For detailed information see "Options"
Door Prep	ANSI/BHMA A156.115
Minimum Stile	4-1/2" (114mm)

### Certification Compliance

ANSI/BHMA	Certified ANSI A156.2 Series 4000 — Grade 1
UL	UL listed to U.S.A. and Canadian safety standards Listed for 3 hour doors (double doors require 41- option)
Positive Pressure	Meets ANSI/UL 10C, Positive Pressure Fire Test of Door Assemblies
ADA	All levers conform to ADA requirement for barrier-free accessibility
California Code	Levers (L, J & P) conform to California Administrative Code Title 19 and 24
Hurricane Code	All individual components of a total door opening are required to comply with each code. Refer to the SARGENT Website ( <a href="http://www.sargentlock.com">www.sargentlock.com</a> ) for specific code compliance listings for both the lock hardware and other door components.

Any retrofit or other field modification to a fire rated opening can potentially impact the fire rating of the opening, and Sargent Manufacturing Company makes no representations or warranties concerning what such impact may be in any specific situation. When retrofitting any portion of an existing fire rated opening, or specifying and installing a new fire-rated opening, please consult with a code specialist or local code official (Authority Having Jurisdiction) to ensure compliance with all applicable codes and ratings.



#### MicroShield®

As part of their promise to provide innovative solutions to their customers, certain ASSA ABLOY Group brands offer the MicroShield® technology, a silver-based antimicrobial coating designed to inhibit the growth of bacteria. MicroShield® is a registered trademark of Yale Security Inc., an ASSA ABLOY Group company.

#### MicroShield® Coating

- Revolutionary finish coating available on all SARGENT product lines, utilizes a silver-based antimicrobial compound from Agion Technologies
- As an integral part of the finish coating, MicroShield lasts for the life of the hardware
- MicroShield coating permanently suppresses the growth of bacteria, algae, fungus, mold and mildew. It is effective against a broad spectrum of bacteria.
- Non-toxic and completely safe. The Agion antimicrobial compound is EPA and NSF approved and FDA listed for use in medical and food preparation equipment.
- Applications: Anywhere there is need for a clean environment (hospitals, laboratories, schools, medical centers, daycare, food processing etc.)

#### On The Cover

- 10G05 X GL
- 1-800-727-5477 • [www.sargentlock.com](http://www.sargentlock.com)**

# Windstorm Certifications

## 10 Line Cylindrical Lever Locks

**SARGENT®**

**ASSA ABLOY**

### Windstorm Certifications: Florida Building Codes & UL Listings

SARGENT Manufacturing's products meet building codes that require hurricane, windstorm and FEMA certifications, including some of the most stringent building codes as specified in the Florida Building Code, Miami Dade Code and the International Building Code. Listed below are certifications and standards met by the 10 Line lock.

#### Florida Building Code: FL2998

#### UL Certification Directory: ZHEM.R21744 – Latching Hardware

ANSI/SDI-BHMA A250.13	"Testing and Rating of Severe Windstorm Resistant Components for Swinging Door Assemblies"
ANSI/ASTM E330	"Standard Test Method for Structural Performance of Exterior Windows, Doors, Skylights and Curtain Walls by Uniform Static Air Pressure Difference"
ANSI/ASTM E1886	"Standard Test Method for Performance of Exterior Windows, Curtain Walls, Doors, and Impact Protective Systems Impacted by Missile(s) and Exposed to Cyclic Pressure Differentials"
ASTM E1996	"Standard Specification for Performance of Exterior Windows, Curtain Walls, Doors and Impact Protective Systems Impacted by Windborne Debris in Hurricanes"
(TAS) 201	"Impact Test Procedures"*
(TAS) 202	"Standard Test Method for Structural Performance of Exterior Windows, Doors, Skylights and Curtain Walls by Uniform Static Air Pressure Difference"
(TAS) 203	"Criteria for Testing Products Subject to Cyclic Wind Pressure Loading"*

\* Published in the "Florida Building Code"

#### UL Certification Directory: ZHLL.R21744 – Products for Use in Windstorm-rated Assemblies

Certifications to meet assembly requirements are done in conjunction with doors from ASSA ABLOY Group companies CECO DOOR and CURRIES.

ASTM E330	"Standard Test Method for Structural Performance of Exterior Windows, Doors, Skylights and Curtain Walls by Uniform Static Air Pressure Difference"
ANSI/ASTM E1886	"Standard Test Method for Performance of Exterior Windows, Curtain Walls, Doors, and Impact Protective Systems Impacted by Missile(s) and Exposed to Cyclic Pressure Differentials"
ASTM E1996	"Standard Specification for Performance of Exterior Windows, Curtain Walls, Doors and Impact Protective Systems Impacted by Windborne Debris in Hurricanes"
AAMA/WDMA/CSA 101/1.S.2/A440	"Standard/Specification for Windows, Doors, and Unit Skylights"
FEMA Publication 320	"Taking Shelter From the Storm: Building a Safe Room for Your Home or Small Business", investigated with respect to impact and pressure requirements only.
FEMA Publication 361	"Design and Construction Guidance for Community Safe Rooms", investigated with respect to impact and pressure requirements only.
ICC 500	"ICC/NSSA Standard for the Design and Construction of Storm Shelters", investigated with respect to impact and pressure testing. Minimum missile impact speeds vary with the design wind speed desired for a particular product. The information below correlates design wind speed to the minimum missile speeds as discussed in Table 305.1.1 of ICC 500.

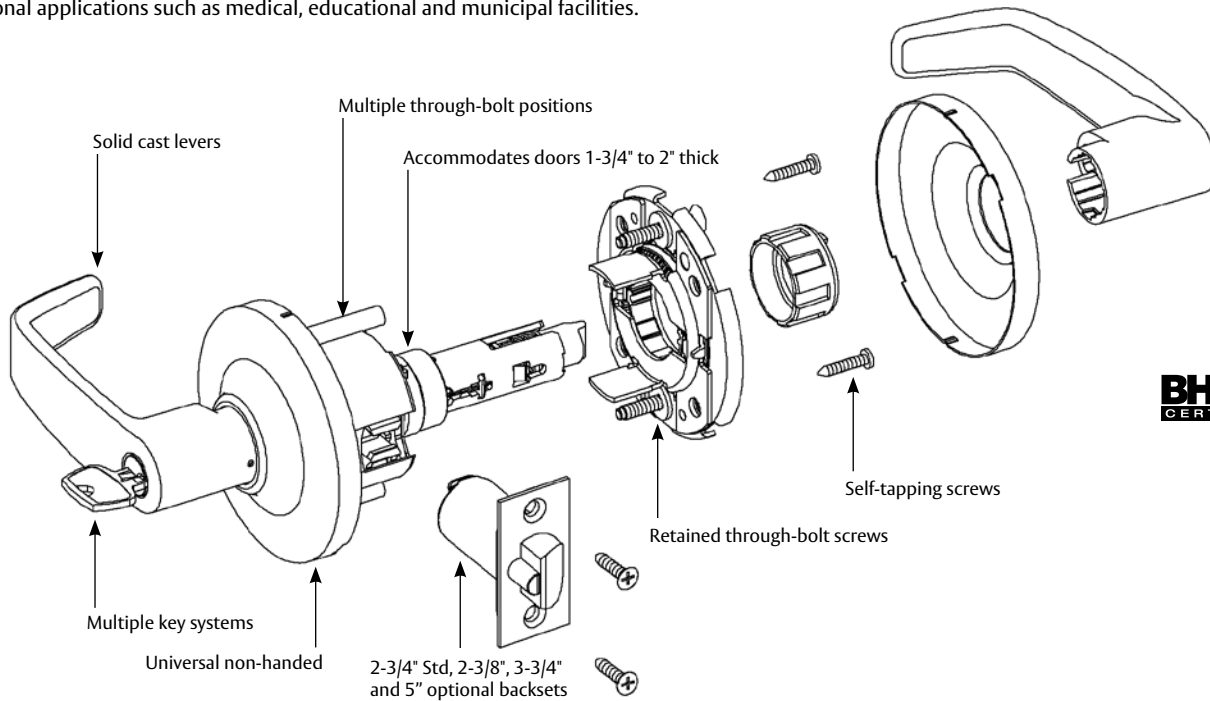
# Features & Benefits

## 10 Line Cylindrical Lever Locks

**SARGENT®**  
**ASSA ABLOY**

### Features & Benefits

A heavy duty cylindrical key-in-lever lock designed to exceed the requirements of ANSI 156.2 Series 4000 Grade 1. The 10 Line is the standard for institutional applications such as medical, educational and municipal facilities.



### Strength, Durability and Security

- Cycle Test: Exceeds 9 times ANSI/BHMA A156.2 Grade 1 requirements
- Abusive Locked Lever Torque- without entry gained: Exceeds 1.5 times ANSI/BHMA A156.2 Grade 1 requirements
- **7 YEAR LIMITED WARRANTY** – no service required to maintain warranty

### Convenience

- Installs in 1 minute or less
- Quickly adapts to fit multiple through-bolt positions
- User friendly packaging
- User friendly instruction sheets
- Convenient installation diagram on box

### Design

- Solid feel and precise lever action
- Slim rose design available
- Decorative Levers — Coastal Series designs – Gulfport and Yarmouth
- Levers are solid one piece cast construction, except “J” lever

### Flexibility

- Fits a variety of door preparations with adaptable through-bolt positioning
- Accommodates retrofit applications with optional 2-3/8", 3-3/4" and 5" backset latches
- 6 ADA lever styles to complement a wide array of design applications
- Levers (B, L, J & P) are non-handed for efficient warehousing and for ease of installation
- 11 Architectural grade finishes
- 21 Functions
- SARGENT uses engineered solutions and flexible manufacturing processes to accommodate special applications

### Security

- Torx® and spanner screws optional
- Classroom security and multiple locking functions available
- Vandal resistant trim optional (FW- option)
- Security key systems available (Signature, Keso, BR-XC, XC)

### Applications

- Designed to conform to national & state fire and handicapped requirements
- Grade 1 Lock
- Heavy duty commercial and institutional interior and exterior doors
- Offices
- Schools/Universities
- Hospitals
- Manufacturing facilities

Copyright © 2007-2018, Sargent Manufacturing Company, an ASSA ABLOY Group company. All rights reserved. Reproduction in whole or in part without the express written permission of Sargent Manufacturing Company is prohibited.

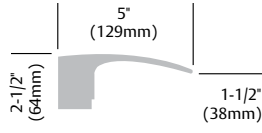
901443N 1/18

## Lever & Rose Designs

### 10 Line Cylindrical Lever Locks

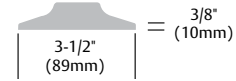
#### B Lever Design

- Lever: B-Solid Cast



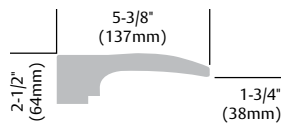
#### G Rose Design

- Rose G - Heavy Wrought



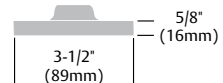
#### Y Lever Design - Coastal Design - Yarmouth

- Lever: Y-Solid Cast
- Handed



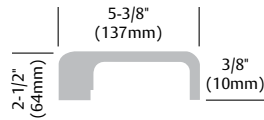
#### L Rose Design

- Rose L - Heavy Wrought



#### J Lever Design

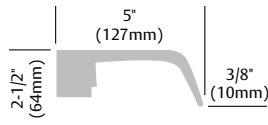
- Lever: J-Wrought



J lever – not available with Freewheeling or Interchangeable Core

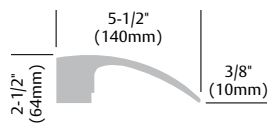
#### L Lever Design

- Lever: L-Solid Cast



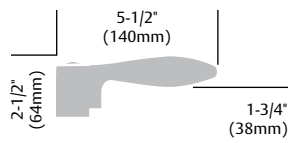
#### P Lever Design

- Lever: P-Solid Cast



#### G Lever Design - Coastal Design - Gulfport

- Lever: G-Solid Cast
- Handed



**NOTE:** Any rose or lever on this page can be combined to suit individual taste.

**NOTE:** All lever height measurements represent total distance from door face.

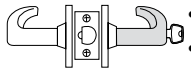
## Functions

### 10 Line Cylindrical Lever Locks

#### Single Cylinder Functions

##### 04 Storeroom or Closet

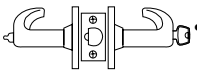
10G04



- Deadlocking latch
- Latch by lever inside or key outside
- Outside lever rigid at all times
- ANSI/BHMA F86

##### 05 Entrance or Office

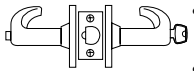
10G05



- Deadlocking latch
- Latch by either lever unless outside lever is locked by push/turn button in inside lever
- Push button released by key outside or lever inside
- Turn button must be released manually
- Key retracts latch when outside lever is locked
- ANSI/BHMA F109

##### 24 Entrance or Office

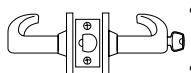
10G24



- Deadlocking latch
- Latch by either lever unless outside lever is locked by push button in inside lever
- Push button released by key or turning inside lever
- Closing door does not unlock outside lever or release button
- Key in outside lever retracts latch when outside lever is locked and releases inside push button
- ANSI/BHMA F82A

##### 37 Classroom

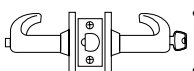
10G37



- Deadlocking latch
- Latch by either lever unless outside lever is locked by key
- Key in outside lever locks or unlocks outside lever and retracts latch
- Inside lever always operative
- ANSI/BHMA F84

##### 44 Service Station

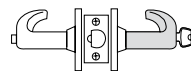
10G44



- Deadlocking latch
- Latch by either lever unless outside lever is locked by push button in inside lever
- Key retracts latch when outside lever is locked
- Push button released by turning inside lever, closing door, or by key in outside lever unless push button is fixed in locked position by turning coin slot in inside lever
- Slotted inside button must be manually released
- ANSI/BHMA F92

##### 50 Hotel, Dormitory or Apartment

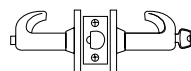
10G50



- Deadlocking latch
- Latch by key outside and lever inside
- Outside lever always rigid
- Depressing push button when door is closed shuts out all keys except emergency key and projects visual occupancy indicator in cylinder face
- Push button released by turning inside lever automatically reactivating all keys and retracting visual occupancy indicator
- Lock out key fixes push button in locked position, shutting out all keys except emergency
- Push button fixed by lockout key must be released manually
- Lock out key provided
- See option page for restrictions to 50 function
- Emergency key ordered separately. Part # 6267EMK
- ANSI/BHMA F93

##### 54 Corridor, Dormitory

10G54



- Deadlocking latch
- Latch by either lever unless outside lever is locked by push button inside or key outside
- Rotating inside lever or closing door releases inside button only, but does not unlock the outside lever if locked by key
- Key outside locks or unlocks outside lever and also retracts latchbolt when locked
- ANSI/BHMA F90

##### Freewheeling Locked Lever Option

- Available on all locking functions except 10G70 and 10G71
- Provides protection from vandalism and added security
- Stops in the rose prevent the lever from traveling beyond 60° in either direction
- Not available in "J" Lever Design and some options



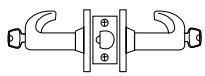
Shaded lever indicates it is rigid at all times.

## Functions

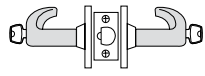
### 10 Line Cylindrical Lever Locks

#### Double Cylinder Functions

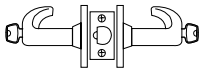
##### 16 Classroom Security, Apartment, Exit, Privacy

- 10G16**
- 
- Deadlocking latch
  - Latch by either lever unless outside lever is locked by key in inside lever
  - Key in outside lever retracts latch when outside lever is locked
  - Inside lever always operative
  - **ANSI/BHMA F88**

##### 17 Utility, Asylum or Institutional

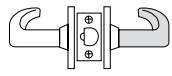
- 10G17**
- 
- Deadlocking latch
  - Both levers rigid at all times
  - Latch by key either side
  - Use only on rooms with more than one exit
  - **ANSI/BHMA F87**

##### 26 Store or Storeroom

- 10G26**
- 
- Deadlocking latch
  - Latch by either lever
  - Key in either lever locks or unlocks both levers
  - **ANSI/BHMA F91**

#### Non-Cylinder Functions

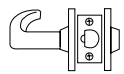
##### 13 Exit

- 10G13**
- 
- Deadlocking latch
  - Latch by inside lever
  - Outside lever rigid at all times
  - **ANSI/BHMA F89**

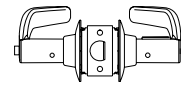
##### 15 Passage

- 10U15**
- 
- Latch by either lever
  - **ANSI/BHMA F75**

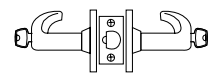
##### 15-3 Exit or Communicating

- 10G15-3**
- 
- Deadlocking latch
  - Blank rose outside
  - Latch by lever inside
  - Minimum clearance of 1-1/8" on single doors and 2-1/4" between double doors

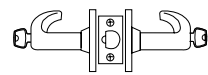
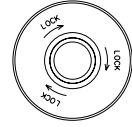
##### 65 Privacy/Bathroom

- 10U65**
- 
- Latch by either lever unless outside lever is locked by push button in inside lever
  - Turning inside lever or closing door releases button
  - Emergency button in outside lever unlocks, with use of a blade screwdriver in outside lever and releases inside button
  - **ANSI/BHMA F76A**

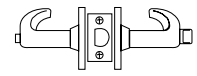
##### 30 Communicating

- 10G30**
- 
- Deadlocking latch
  - Latch by either lever
  - Key in either lever locks or unlocks its own lever only
  - Use only on rooms with more than one exit
  - **ANSI/BHMA F80**

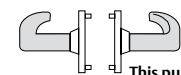
##### 38 Classroom Security Intruder

- 10G38**
- 
- 
- Deadlocking latch
  - Latch by either lever unless outside lever is locked by key
  - Key in either lever locks or unlocks outside lever
  - Inside lever always operable
  - Locked indication on inside rose standard with this function
  - **ANSI/BHMA F110**

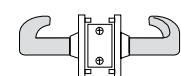
##### 68 Hospital Privacy


- 10U68**
- 
- Latch by either lever unless outside lever is locked by push button in inside lever
  - Turning inside lever or closing door releases button
  - Rotating thumbturn in outside lever unlocks the outside lever and releases the inside button
  - Not available in the "J" lever design

##### 93 Single & 94 Double Lever Pulls

- 10U93/10U94**
- 
- For wood or custom hollow metal doors
  - Lever and rose both sides joined by two through-bolts
  - Requires special door preparation — see template
- This pull only for 93

##### 94-2 Double Lever Pull

- 10U94-2**
- 
- For wood or custom hollow metal doors
  - Lever and rose both sides joined by two through-bolts
  - Dummy latch plate
  - Uses standard door prep template

 Shaded lever indicates it is rigid at all times.

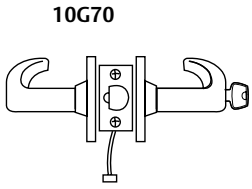
# Electromechanical Functions & Accessories

## 10 Line Cylindrical Lever Locks

**SARGENT®**

**ASSA ABLOY**

### 70 Electromechanical (Fail Safe) 71 Electromechanical (Fail Secure)



10G70

- 10G70: Power off, unlocks outside lever
- 10G71: Power off, locks outside lever
- Deadlocking latch
- Key retracts latch
- Inside lever always allows egress
- Voltage requirements: 12VDC or 24VDC Regulated; always specify voltage
- 250mA at 24VDC or 500mA at 12VDC
- Provided with ElectroLynx® 8-Pin Connector

### RX- Monitoring of Inside Lever

- Patent Pending design
- Non-Contact Switch
- Bidirectional lever rotation
- Non-handed design
- Internal switch offers N/O & N/C
- Modular wire harness with ElectroLynx® 8-pin connector
- Available functions: 04, 05, 15, 37, 70 & 71

### Requirements for Electrical and Data Transfer

To answer the demand for “smart” electronic access control and locking solutions that require fast, easy, and cost-effective installation, ASSA ABLOY Group brands use the ElectroLynx® standardized plug-in connectors and color-coded wiring system.

With ElectroLynx, doorway components come pre-wired for easy hookup to the power source. Key to the system is the transfer device hinge that carries power from the frame to the locking hardware.

#### Features of ElectroLynx®:

- Makes it easy to bring power to the locking hardware
- Wires have connectors that snap together, like plugging a telephone into a jack

To connect 10 Line Electrified Lock to the electronic access control system, the following items are required:

- 10 Line Electrified Lock
- ASSA ABLOY Door Group pre-wired door, or ElectroLynx® retrofit cable (order from MCKINNEY)
- Electronic transfer device (ElectroLynx® electronic transfer hinge or Electrical Power Transfer with standard hinge, from MCKINNEY)
- ElectroLynx® cable from the hinge to above the ceiling (order from MCKINNEY)

Information regarding cable selection, hinge requirements and order strings can be found in the MCKINNEY Transfer Device Solutions catalog. Consult 800-810-WIRE (9473) with questions on application specifications and requirements.

MCKINNEY QC8 ElectroLynx® hinge are recommended for Electrified 10 Line Applications



### 12VDC & 24VDC Power Supplies:



- UL Class 2 Listed
- Four 12V models and four 24V models available
- Integral battery charging capability keeps sealed lead acid gel/cell at full charge in case of line voltage failure (737-battery sold separately)
- Fused line voltage input with one, four, or eight DC outputs (depending on model)
- Each circuit can be individually turned on and off via a slide switch; the power status of each is shown by an LED.
- In the event of a DC short the problem is confined to the zone of difficulty
- Fire alarm interface standard

SARGENT MODEL No.	DESCRIPTION
3521	12V - 1 AMP POWER SUPPLY
3541	12V - 3 AMP POWER SUPPLY
3551	12V - 4.5 AMP POWER SUPPLY
3571	12V - 6 AMP POWER SUPPLY
737	12V - 5 AMP HOUR BACKUP BATTERY

SARGENT MODEL No.	DESCRIPTION
3520	24V - 1 AMP POWER SUPPLY
3540	24V - 2 AMP POWER SUPPLY
3550	24V - 4 AMP POWER SUPPLY
3570	24V - 6 AMP POWER SUPPLY
738	24V - 5 AMP HOUR BACKUP BATTERY

### Securitron PowerJump™ ICPT

The Securitron PowerJump ICPT Inductive Coupling Power Transfer delivers power contactlessly and invisibly between the frame and door to power electrified hardware on the door. The PowerJump can be installed at the latch side or hinge side of the door and transfers up to 6 watts of power without pins or wires across the door gap, eliminating points of vulnerability and wear ... and no need to core drill the door. The PowerJump is field selectable for 12VDC or 24VDC systems and is ideal for fail secure applications. The unit can hold electrified latches open in continuous duty or can momentarily energize the lockset for latch retraction.



Additional information regarding this product can be found at [www.securitron.com](http://www.securitron.com)

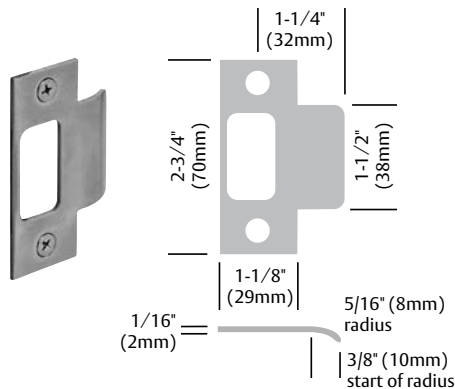
## Strikes and Miscellaneous Parts

### 10 Line Cylindrical Lever Locks

#### Strikes

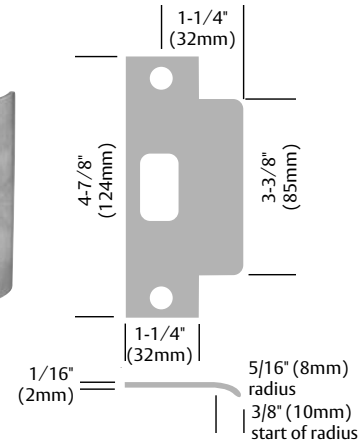
- Finishes: 03, 04, 09, 10, 10B, 10BE, 10BL, 20D, 32, 32D

#### 2-3/4" Curved Lip Strike – Standard



- Brass, bronze or stainless steel
- Furnished standard with 1-1/4" (32mm) curved lip from center of strike screw holes to end of lip
- Lip lengths 1" (25mm), 1-1/4" (32mm) standard, 1-1/2" (38mm), 1-3/4" (44mm) and 2" (51mm)
- Plastic strike box AM-0044 included
- To order strike separately, specify 800 strike x finish x lip length

#### 4-7/8" Curved Lip Strike: (28-Option)



- Brass, bronze or stainless steel
- Conforms to ANSI standard
- Furnished standard with curved lip 1-1/4" (32mm) from center of strike screw holes to end of lip
- Lip lengths 1-1/8" (29mm), 1-1/4" (32mm), 1-3/8" (35mm), 1-5/8" (42mm), 1-7/8" (48mm), 2-1/8" (54mm), 2-3/8" (60mm), 2-5/8" (66mm), 2-7/8" (73mm)
- 77-1141 Wrought strike box available separately
- To order strike separately, specify 808 strike x finish x lip length

#### ANSI Wrought Strike Box



- Used with ANSI 4-7/8" strike (#808)
- To order with lock, specify option WBS
- To order separately, specify 77-1141

#### Miscellaneous Parts

Part No.	Description
10-3188	1-3/8" Adapter plate pack (set of 2)
01-0949	30-option, washer only
C10-3	Emergency release cylinder (65 function)
10-0043	Push pin tool
10-2052	Screw pack (standard)
10-2070	Screw pack (28- option)
10-3048	Inside rose assembly
10-3049	Outside rose assembly
82-3855	6 lobe bit pack 6 bits (Sizes – T8, T9, T10, T15, T20, T25, T27) Requires 9/32" driver
82-3856	Spanner bit pack 5 bits (Sizes – 6, 8, 10, 12, 14) Requires 1/4" driver

# Latches

## 10 Line Cylindrical Lever Locks

**SARGENT®**

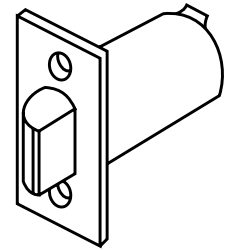
**ASSA ABLOY**

### Latches

- Finishes: 03, 04, 09, 10, 10B, 10BE, 10BL, 20D, 32, 32D

#### Plain Latch - 10U15, 10U65, 10U68:

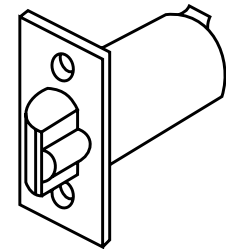
Part No.	Front	Front Width	Backset	Throw
10-3187	Square Corner	1" (25mm)	2-3/8" (60mm)	1/2" (13mm)
10-2022	Square Corner	1-1/8" (29mm)	2-3/4" (70mm)	1/2" (13mm)
10-2054	Square Corner	1-1/8" (29mm)	3-3/4" (95mm)	1/2" (13mm)
10-2057	Square Corner	1-1/8" (29mm)	5" (127mm)	1/2" (13mm)



Plain

#### Deadlocking Latch - All Other Functions:

Part No.	Front	Front Width	Backset	Throw
10-3186	Square Corner	1" (25mm)	2-3/8" (60mm)	1/2" (13mm)
10-2000	Square Corner	1-1/8" (29mm)	2-3/4" (70mm)	1/2" (13mm)
10-2053	Square Corner	1-1/8" (29mm)	3-3/4" (95mm)	1/2" (13mm)
10-2058	Square Corner	1-1/8" (29mm)	5" (127mm)	1/2" (13mm)
10-2634	Square Corner	1-1/8" (29mm)	2-3/4" (70mm)	3/4" (19mm)



Deadlocking

#### Miscellaneous:

Part No.	Description
10-2059	3-3/4" (95mm) Latch extension only
10-2060	5" (127mm) Latch extension only
10-0048	Extension cover sleeve

When ordering latches separately, specify Part No. x Finish (e.g., 10-3186 x 26D)

# Cylinders

## 10 Line Cylindrical Lever Locks


**SARGENT®**

**ASSA ABLOY**

### Cylinders

- Finishes: 04, 15

Type	Pins	Standard Cylinder	Hotel Cylinder	Interchangeable Core <sup>^</sup>	
				Large Format	Small Format
Conventional	6	C10-1	C10-2	6300	7300B
	7	N/A	N/A	N/A	7P-7300B
Signature	6	10-C10-1	N/A	10-6300	N/A
XC	6	11-C10-1	N/A	11-6300	N/A
	7	N/A	N/A	N/A	11-7P-7300B
Degree® DG1	6	DG1-C10-1	DG1-C10-2	DG1-6300	N/A
Degree® DG2	6	DG2-C10-1	N/A	DG2-6300	N/A
Degree® DG3	6	DG3-C10-1	N/A	DG3-6300	N/A



**C10-1**



**6300**



**7P-7300B**

All cylinders are supplied with 2 nickel silver change keys. When cylinders are ordered keyed to 5 pin systems, the (6th) last chamber will be empty.

Cylinders are supplied random keyed unless specified 1 bitted or master keyed. For master keyed orders provide keying details as requested on SARGENT Keyed Order Lead Sheets, located in the price book or contact customer service.

To order cylinders separately, specify part number x keyway x finish (i.e. C10-1 x LA x 15)

<sup>^</sup>Locks will be provided with the applicable tailpiece per the type interchangeable and/or removable core being used.

For example standard cores and Degree® cores require different tailpieces. When ordering complete locks, the appropriate option code must be specified in accordance to the permanent core being used. See pages 12-14 for cylinder options.

### Cylinders with Competitive Keyways

Competitive Keyway	Part Number
Schlage® C	SC-C10-1
Schlage® E	SE-C10-1

All cylinders are 6-pin, 0-bitted and supplied with two brass key blanks.

Cylinders include tail piece.

Refer to Cylinders and Components catalog for more information.

### Interchangeable Core Tailpieces (replacement parts)

Used with:	Type	P/N
6300	LFIC Conventional	10-0239
10-6300	LFIC Signature	
6300	LFIC Conventional	10-0286
10-6300	LFIC Signature	
11-6300	LFIC XC	10-3429
DGX-6300	LFIC Degree®	
7300B	SFIC 6Pin	10-0239
7300B	SFIC 6 Pin	10-0286
7P-7300B	SFIC 7 Pin	10-0240
11-7P-7300B	SFIC XC	10-3138

Note: Tailpieces included with lock.

### Levers That Accept Cylinders/Cores from Other Manufacturers\*

Cylinder Type	Option Code Ordered with Lock	Available Levers	Tailpiece P/N (provided with lock)	Competitor Cylinder Compatibility
<b>Fixed Core</b>				
Schlage® 6-pin	30-	All	N/A	Schlage® Conventional or Primus®
<b>Interchangeable Core</b>				
SFIC 6- or 7-pin	70-, 72-, 73-	All	10-0239 (6-pin) 10-0240 (7-pin)	All 6- or 7-pin small format interchangeable cores
Schlage® LFIC 6-pin	SF-	L	10-3428	All Schlage® 6-pin large format interchangeable cores

\*Cylinder/core not included.

**Mechanical Options:**

Thin Doors	1-	Adapter plates for 1-3/8" thick doors
Backset Options	20-	2-3/8" backset latch with 1" front
	23-	3-3/4" backset x 2-1/4" x 1-1/8" front
	25-	5" backset x 2-1/4" x 1-1/8" front
Strike	28-	Strike #808. Lip length 1-1/4". Lip lengths 1-5/8" to 2-7/8" in 1/4" increments only.
Security Fasteners	36-	Six lobe security head screws
	37-	Spanner head screws
3/4" Throw	41-	3/4" throw latchbolt x 2-3/4" backset
Lead Lined	74-	Lead lining I/S rose, O/S rose, and latch tube
Tactile Warning Options	75-	Tactile warning - handicap warning milled on backside of inside lever
	76-	Tactile warning - handicap warning milled on backside of outside lever
	77-	Tactile warning - handicap warning milled on backside of both levers
	85-	Tactile warning - abrasive coating on inside lever
	86-	Tactile warning - abrasive coating on outside lever
	87-	Tactile warning - abrasive coating on both levers
Freewheeling Trim	FW-	Freewheeling locking levers (G, L, B, P, Y levers only)
Finish Protection	SG-	MicroShield <sup>®</sup> antimicrobial clear powder coat (only available with 15 and 26D finishes)
	CPC-	Clear Powder Coat over 26D – 10G05 x LL x 26D x CPC
Request to Exit	RX-	Request to exit - monitors inside lever rotation (available with functions: 04, 05, 15, 37, 70 & 71)
Box Strike	WBS-	Wrought box strike

**Cylinder Options:**

Conventional Cylinder	DG1-	Sargent Degree key system level 1 (bump resistant with patented keys)
Degree Key System	DG1-21- *	Degree level 1 construction master keying
	DG1-60-	Degree level 1 removable disposable construction core
	DG1-63-	Degree level 1 removable core
	DG1-64-	Degree level 1 removable construction keyed LFIC
	DG1-65-*	Degree level 1 unassembled/uncombined fixed core component cylinder (packed loose for field keying)
	DG1-63-65-	Degree level 1 unassembled/uncombined removable core LFIC (packed loose for field keying)
	DG2- *	Sargent Degree key system level 2 (geographically exclusive; bump and pick resistant)
	DG2-21- *	Degree level 2 construction master keying
	DG2-60-*	Degree level 2 removable disposable construction core
	DG2-63-*	Degree level 2 removable core
	DG2-64-*	Degree level 2 removable construction keyed LFIC
	DG2-65-*	Degree level 2 unassembled/uncombined fixed core component cylinder (packed loose for field keying)
	DG2-63-65-*	Degree level 2 unassembled/uncombined removable core LFIC (packed loose for field keying)
	DG3-*	Sargent Degree key system level 3 (geographically exclusive; UL437 certified; bump and pick resistant)
	DG3-21- *	Degree level 3 construction master keying
	DG3-60-*	Degree level 3 removable disposable construction core
DG3-63-*	Degree level 3 removable core	
DG3-64-*	Degree level 3 removable construction keyed LFIC	
Signature Key System	10-*	SARGENT Signature key system
	10-21-*	SARGENT Signature construction key system (lost ball)
Signature: Large Format Interchangeable Core (Removable Core)	10-63-*	SARGENT Signature LFIC (removable core) cylinder

**Note:** Cylinder Options continued on the following page

\* Options not available with 10G50

Copyright © 2007-2018, Sargent Manufacturing Company, an ASSA ABLOY Group company. All rights reserved. Reproduction in whole or in part without the express written permission of Sargent Manufacturing Company is prohibited.

# Cylinder Options

## 10 Line Cylindrical Lever Locks

### Cylinder Options:

XC- Key System	11-*	XC Key System (not available with other Key Systems, unless specified)
	11-21-*	XC- Construction Key System (Lost Ball)
XC- Large Format Interchangeable Core (Removable Core)	11-60-*	Lock to accept XC-LFIC (removable core) and provided with disposable plastic core; XC-LFIC permanent core ordered separately
	11-63-*	Lock provided with XC-LFIC (removable core); Includes master keying, grand master keying
	11-64-*	Lock to accept XC-LFIC (removable core) and provided with keyed construction core; XC-LFIC permanent core ordered separately.
XC- Small Format Interchangeable Cores	11-70-7P-*	Lock to accept XC-SFIC (7-pin, removable core) and provided with disposable plastic core; XC-SFIC permanent core ordered separately (G, L, B, P, Y levers only)
	11-72-7P-*	Lock provided with XC-SFIC (7-pin, removable core); Includes master keying, grand master keying (G, L, B, P, Y levers only)
	11-73-7P-*	Lock to accept XC-SFIC (7-pin, removable core) and provided with keyed construction core; XC-SFIC permanent core ordered separately (G, L, B, P, Y levers only)
	11-65-73-7P-*	Lock provided with uncombined SFIC (7-pin, removable core); Packed loose (G, L, B, P, Y levers only)
Construction Key Systems	21-*	SARGENT Lost Ball Construction Keying for Conventional, XC and Signature Series (N/A with 63- or 73-)
	22-*	SARGENT Construction Split Key System for Conventional Cylinders (existing systems only) (N/A with 10-, 11-, 63- or 73-)
Large Format Interchangeable Core (Removable Core)	60-*	Lock to accept LFIC (removable core) and provided with disposable plastic core; LFIC permanent core ordered separately
	63-*	Lock provided with LFIC (Removable Core) Cylinder — (Includes masterkeying, grand masterkeying)
	64-*	Lock to accept LFIC (removable core) and provided with keyed construction core; LFIC permanent core ordered separately
Small Format Interchangeable Cores	70-*	Lock to accept SFIC (6 or 7-pin, removable core) and provided with disposable plastic core; SFIC permanent core ordered separately (G, L, B, P, Y levers only)
	72-*	Lock to accept SFIC (6 or 7-pin, removable core) and provided with keyed construction core; SFIC permanent core ordered separately (G, L, B, P, Y levers only)
	73-*	Lock provided with SFIC (6-pin, removable core); Includes master keying, grand master keying (G, L, B, P, Y levers only)
	73-7P-*	Lock provided with SFIC (7-pin, removable core); Includes master keying, grand master keying (G, L, B, P, Y levers only)
	65-73-*	Lock provided with uncombined SFIC (6-pin, removable core); Packed loose (G, L, B, P, Y levers only)
	65-73-7P-*	Lock provided with uncombined SFIC (7-pin, removable core); Packed loose (G, L, B, P, Y levers only)
Keso & Keso F1	80-*	Lock to accept Keso and Keso F1 cylinders — no cylinders provided (G, L, B, P, Y levers only)
	82-*	Lock provided with SARGENT Keso Security Cylinder (G, L, B, P, Y levers only)
	F1-82-*	Lock provided with SARGENT Keso F1 Security Cylinder (Patented) (G, L, B, P, Y levers only)
Bump Resistant	BR-	Bump Resistant Cylinder (available with Conventional & Conventional XC Cylinders only)
Less Cylinder	LC-	Lock supplied less Cylinder
Schlage® Keyways	SC-*	Schlage® C keyway cylinder, 0 bitted
	SE-*	Schlage® E keyway cylinder, 0 bitted
Accepts Schlage® Cylinders	30-*	Lever to accept Schlage® fixed core cylinder - cylinder is not provided
	SF-*	L lever to accept Schlage® large format interchangeable core (supplied less core, tailpiece included)

\* Options not available with 10G50

#### Notes:

- To order the 10 Line Lock for use with ASSA V-10 (VA & VS) cylinders, specify the Less Cylinder (LC-) option. V-10 cylinders are available from ASSA, Inc. @ 800-235-7482.
- 10 Line locks will be provided with the applicable tailpiece per the type interchangeable and/or removable core being used. For example standard cores and Degree® cores require different tailpieces. Appropriate option codes must be specified in accordance to the permanent core being used.

# How to Order, Packaging, Finishes

## 10 Line Cylindrical Lever Locks



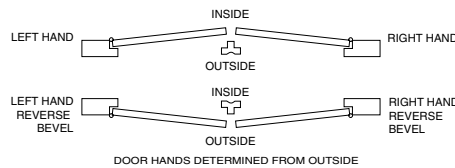
### How to Order

5	10-RX-28-	10G70	G	Y	RH	12VDC	15	Door 3
Quantity	Options*	Lock & Function	Rose	Lever	Hand	Voltage	Finish	Additional Information
	Available Options Pg 12-13 (Note: 28- for 808 ANSI Strike)	Available Functions Pg 6-7	Available Roses G & L	Available Levers B, Y, J, L, P & G	RH, LH, RHR, LHR	12VDC or 24VDC Required Information For 70 & 71 Functions	Available Finishes Pg 14	Such as Item, Heading Number, Door Number, Keyset
* Multiple options may be selected								

### Packaging

28-10G05 x LL
4.2 lbs/box (1.9 kg/box)
10 boxes/case

### Hand



### Finishes

SARGENT #	Descriptions	ANSI/BHMA
03	Polished brass, clear coated	605
04	Satin brass, clear coated	606
09	Polished bronze, clear coated	611
10	Satin bronze, clear coated	612
10B	Oxidized bronze, oil rubbed	613
10BE	Dark Oxidized Satin Bronze - equivalent	613E
10BL	Oxidized satin, bronze, clear coated	614
14	Polished nickel, clear coated	618
15	Satin nickel, clear coated	619
20D	Statuary dark bronze, clear coated	624
26	Polished chrome	625
26D	Satin chrome	626
SG- Option	MicroShield® antimicrobial clear powder coat (only available with 15 and 26D finishes)	
Zinc levers are plated to match ANSI/BHMA finish. Custom colors available, consult factory. Split finishes: - Specify outside finish first i.e. 10G05 x LL x 26D x 03 x RH - Handing must be specified - Strike and latch front will match the following: RH & LH = inside finish RHR & LHR = outside finish		

Copyright © 2007-2018, Sargent Manufacturing Company, an ASSA ABLOY Group company. All rights reserved. Reproduction in whole or in part without the express written permission of Sargent Manufacturing Company is prohibited.

### Suggested Architectural Specifications - 2.0 Cylindrical Locks

- A. Locks shall be 10 Line as manufactured by Sargent Manufacturing Company, New Haven, CT.
- B. Locks shall exceed the requirements of ANSI/BHMA A156.2 Series 4000, Grade 1 with all standard trims, as follows:
  - 1. Cycle Test: Exceeds 5 times ANSI/BHMA A156.2 Grade 1 requirements
  - 2. Abusive Locked Lever Torque — without entry gained: Exceeds 1.5 times ANSI/BHMA A156.2 Grade 1 requirements
- C. Locks shall be non-handed with bi-directional lever operation, except the “G” and “Y” lever designs.
- D. Through-bolt mounting shall be adaptable to fit a variety of standard cylindrical lock preps.
- E. Locks shall comply with UL 10C positive pressure requirements.
- F. Locks required for fire doors shall be listed by Underwriters Laboratories for ratings of 3 hours (A label) and less, for doors up to 4'0" (1.2m) x 10'0" (3.0m) and pairs of doors 8'0" (2.4m) x 10'0" (3.0m).
- G. Lock levers shall be made of solid material.
- H. Lock shall be available in a minimum of six different lever designs.
- I. Locks shall have a 2-3/4" (70mm) backset standard.
- J. Strikes shall be non-handed with a curved lip. Provide wrought boxes with strikes.
- K. Locks shall have brass 6-Pin cylinder standard.
- L. Provide two nickel silver keys with each lock.
- J. Locks shall have a seven year limited warranty.

SARGENT Manufacturing Company  
100 Sargent Drive  
New Haven, CT 06511 USA  
800-727-5477  
[www.sargentlock.com](http://www.sargentlock.com)

ASSA ABLOY is the global  
leader in door opening solutions,  
dedicated to satisfying  
end-user needs for security,  
safety and convenience